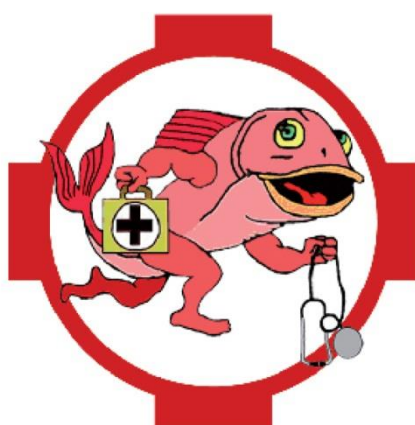
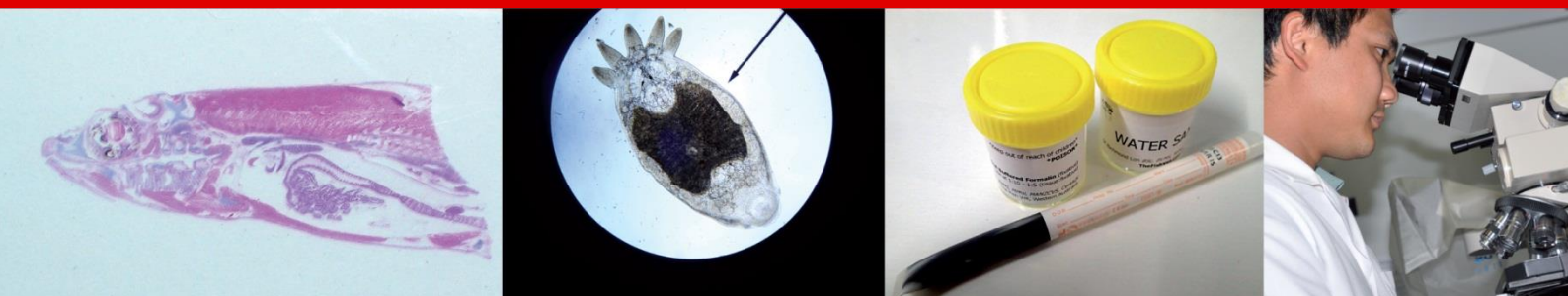




The Fish Vet

Services and Fees Manual – 2018/19

Perth – Melbourne – Sydney – Canberra – Townsville



The Fish Vet

In the event of any enquiries with respect to this material, please contact:

Dr Richmond Loh, The Fish Vet • Tel: +61 (0)421 822 383 • Email: thefishvet@gmail.com



BACKGROUND TO THE SCOPE OF WORKS

The Fish Vet offers a comprehensive aquatic veterinary services in a range of locations:

- Perth, Western Australia
- Melbourne, Victoria
- Sydney/Gosford, New South Wales
- Brisbane & Townsville, Queensland.

The Fish Vet, a one-stop-shop: there is no duplication of work, and no loss of time or information between management and consultant.

Services offered through The Fish Vet include:

- Diagnosis and treatment for diseases
- Management advice
- Health certification
- Supply of veterinary resources
- Education and research


We service the following sectors:

- Pet ornamentals (e.g. home aquariums, pond, aquaponics)
- Display aquaria (e.g. public aquariums and zoos)
- Commercial ornamentals (e.g. ornamental fish farms, retailers, wholesalers, exporters)
- Education (e.g. universities, researchers, hobby groups)

NB: Results from testing for endemic diseases remain confidential to the submitter. If there is suspicion and/or confirmation of reportable disease, we are required (by law or regulatory policies) to notify appropriate authorities. TFV reserves the right to use the samples for its own research and testing. TFV reserves sole and absolute discretion to engage any third-party to provide any part(s) or all of the testing services.

By submitting to The Fish Vet, you acknowledge the terms and conditions as set out above. If you suspect a reportable disease, you must report it by calling the Emergency Disease Hotline 1800 675 888.





THE FISH VET's TEAM

Dr Richmond Loh - Perth

BSc, BVMS, MPhil, MANZCVS (Aquatics & Pathobiology), CertAqV.



Dr Richmond Loh provides aquatic veterinary services including fish pathology testing to a range of clients including pet fish, display aquaria, retailers and researchers. He has been admitted to the Australian and New Zealand College of Veterinary Scientists by examinations in both the subjects of Pathobiology and Aquatic Animal Health, making him a qualified a veterinary pathologist and an aquatic veterinarian. He is a Certified Aquatic Veterinarian and has been awarded the George Alexander International Fellowship by the International Specialised Skills Institute. He is a Past-President of the World Aquatic Veterinary Medical Association, and is a Senior Adjunct Lecturer at Murdoch University.

He has published practical manuals and instructional videos to help fellow veterinarians and fish owners, for the betterment of fish health and welfare globally:

- “Fish Vetting Essentials” (book)
- “Fish Vetting Medicines – Formulary of Fish Treatments” (book)
- “Fish Vetting Techniques & Practical Tips” (DVD).
- YouTube Channel - <http://tinyurl.com/TheFishDoctor>


University-based qualifications:

- Master of Philosophy (Veterinary Pathology) - Murdoch University (2006).
- Bachelor of Veterinary Medicine & Surgery - Murdoch University (2001).
- Bachelor of Science - Murdoch University (1999).

Other qualifications:

- Certified Aquatic Veterinarian by the World Aquatic Veterinary Medical Association (2013).
- Awarded the George Alexander International Fellowship by the International Specialised Skills Institute (2012).
- Senior Adjunct Lecturer for Murdoch University, School of Veterinary Science (2017).
- Examined Member Australian & New Zealand College of Veterinary Scientists (Veterinary Pathobiology – 2009 & Aquatic Animal Health – 2006).
- Founding Member of the World Aquatic Veterinary Medical Association (2007).
- Diploma in Project Management – TAFE, Tasmania (2007).
- Certificate in Companion Animal Services – Aquatics, Level 3 – Nelson Marlborough Institute of Technology (2009).
- CMAVA (Chartered Member of the Australian Veterinary Association) (2006).





Dr Alistair Brown – Melbourne (Victoria)

BSc, BVMS, CertFHP, MANZCVS (Aquatic Animal Health).

Dr Alistair Brown is an aquatic veterinarian and began his career in the aquatics field in 1991 when he began working for Marine Harvest Scotland (producers of Atlantic salmon). Since then, he has worked with a range of commercial species including Australian native fish, salmonids and abalone. Now as part of The Fish Vet's team, he provides veterinary services to pet fishes of all kinds.



University-based qualifications:

- Bachelor of Veterinary Medicine and Surgery - Murdoch University (1987)
- Bachelor of Science - Murdoch University (1985)

Other qualifications:

- Examined Member Australian and New Zealand College of Veterinary Scientists (Aquatic Animal Health) (1999)
- Certificate in Fish Health and Production (Royal College of Veterinary Surgeons) (1995)

Publications:

- Use of amoxicillin by injection in Atlantic salmon broodstock.
- Veterinary Record (1992) 131,237. A.G. Brown & A.N. Grant
- Clinical efficacy of injectable amoxicillin against furunculosis in Atlantic salmon broodstock
- Veterinary Record (1993) 133, 373. A.G. Brown & A.N. Grant
- Plasma lipase concentration as an aid to the early detection of pancreas disease in farmed Atlantic salmon.
- Veterinary Record (1994) 135, 107-108. A.N. Grant, A.G. Brown & L.A. Laidler
- Investigation into the use of potentiated sulphonamide in Atlantic salmon.
- Fish Veterinary Journal (1996) 1, 14–20. A.G. Brown
- Rickettsia-like organism in farmed salmon.
- Veterinary Record (1996) 138, 423 –424. A.N. Grant, A.G. Brown, D.I. Cox, T.H. Birkbeck & A.A. Griffen
- Treatment of Trichodina infestations of the greenback flounder using freshwater.
- Bulletin of the European Association Fish Pathologists (1998) 18(6), 1-2. A.G. Brown & J. Markus





Dr Lucie Nedved – Sydney (NSW)

BVSc (Hons) BScAgr (Hons)



Dr Lucie Nedved is a veterinarian with a special interest in aquatic species. Her aquatic experiences include management of a large zebrafish facility in Sydney, including overseeing the veterinary care and breeding programs (including specialised experience in artificial breeding of zebrafish including in-vitro fertilization and sperm freezing). She has experience with other aquatic species including amphibians and reptiles.

She is a member of the Zebrafish Husbandry Association and regularly contributes to meetings involving aquatic species in the laboratory animal setting.

Dr Nedved lectures regularly at The University of Sydney, and at The University of NSW.

Her fish veterinary services extends from Sydney surrounds into the north to include Gosford area.

University-based qualifications:

- Bachelor of Veterinary Science (Honours) University of Sydney (2003).
- Bachelor of Science in Agriculture (Honours) University of Sydney (1998).

Publications:

- Drury, A and Nedved L. (2014) Comparing fin clipping and V.I.E tagging as forms of identification in a zebrafish facility, Presented at ANZLAA Conference





Dr Jelena Vukcevic – Canberra (ACT)

BVSc (Hons)



Dr Jelena Vukcevic is a small animal and exotics veterinarian based in Canberra. Since graduation, she has held positions in small animal and exotics practices in Canberra. She has a keen interest in aquatic animal medicine and currently divides her time between working as a veterinarian at a university institution, a zoological institution and small animal/ exotic practice, where she manages and provides veterinary advice/ treatment to a variety of both aquatic and non-aquatic species in various settings.

Based in Duffy, Dr Vukcevic is available to service your aquarium, pond, facility or zoo.





Dr Giana Bastos Gomes – Singapore

BVM, MVM, CertAqV.

Dr Giana Gomes is the aquatic animal health specialist for The Fish Vet's team. Dr Gomes studied veterinary medicine in Brazil where she graduated in 2003, and has a strong R&D background in aquaculture - her PhD involved developing new tools for early detection of ciliate parasites in farmed barramundi from tropical Australia, at James Cook University. Dr Gomes was the veterinarian responsible for the largest prawn hatchery in Brazil (Aquatec) for 2 years, and completed her Masters on prawn diseases caused by intracellular bacteria (NHPB). Dr Gomes worked for various renowned research institutions in Queensland including James Cook University, DEEDI-DPI QLD and Australian Institute of Marine Science (AIMS). Dr Gomes won the "2016 Science and Innovation Awards" and the "2016 Minister's Award" which recognises the best emerging young talent in rural Australian industries. Dr Gomes has served on the CSIRO Animal Health Ethics Committee. Dr Gomes is the lead researcher for The Fish Vet's team.




University-based qualifications:

- Doctor of Philosophy – Aquaculture, James Cook University (2017).
- Master of Philosophy – Veterinary Science, Federal Rural de Pernambuco University, Brazil (2008).
- Bachelor of Veterinary Medicine - Federal Rural de Pernambuco University, Brazil (2003).

Publications:

- De Santis C, Gomes GB, Jerry, DR (2012) Abundance of myostatin gene transcripts and their correlation with muscle hypertrophy during the development of barramundi, *Lates calcarifer*. Comparative Biochemistry and Physiology- Part B. 163:101-107.
- Tziouveli V, Gomes GB, Bellwood O (2011) Functional morphology of mouthparts and digestive system during larval development of the cleaner shrimp *Lysemata amboinensis* (de Man, 1888). Journal of Morphology. 272(9):1080-9.
- Gomes GB, Domingos JA, Oliveira KKC, De Paula Mendes P, Arns Da Silva V, Mendes ES (2010) Diagnosis of Necrotizing Hepatopancreatitis in Pacific White Shrimp, *Litopenaeus vannamei*, through Wet Mount, Histopathology and PCR Techniques. Journal of the World Aquaculture Society. 41(5):816-822.
- Gomes GB, Domingos JA, Arns Da Silva V, Mendes ES, De Paula Mendes P (2011) Wet mount technique excellent for health shrimp monitoring, but not NHP diagnosis in <http://www.gaalliance.org/mag/2011/Nov-Dec/index.html>.
- Gomes GB, Arns Da Silva V, Mendes ES (2007) Hepatopancreatite Necrosante (NHP) em camarão marinho: Revisão de Literatura. Ciência Veterinária nos Trópicos 10: 17-19.
- Gomes GB, Mendes ES (2007) Hepatopancreatite Necrosante causada por Rickettsia em camarão marinho cultivado. Revista Aquicultura e Pesca 29: 14-16.





Orachun Hayakijkosol – Townsville (Queensland)

BVSc, MSc, PhD, CertAqV

Dr Orachun Hayakijkosol is an aquatic animal specialist who has a strong molecular background in aquatic animal diseases diagnostics. He has had experience in aquatic species including fish, crustaceans, freshwater turtles and sea turtles. Dr Hayakijkosol completed his Master degree and PhD in viral infectious diseases in crustacean species. He is a member of the World Aquatic Veterinary Medical Association and is currently a lecturer within the Discipline of Veterinary Science at James Cook University.



University-based qualifications:

- Doctor of Philosophy– James Cook University, Australia (2012).
- Master Degree of Tropical Veterinary Science – James Cook University , Australia (2008).
- Bachelor of Veterinary Science – Mahidol University, Bangkok, Thailand (2006).


Other qualifications:

- Certified Aquatic Veterinarian by the World Aquatic Veterinary Medical Association (2015).

Publications:

- Hayakijkosol, O. and Owens, L. (2013), Non-permissive C6/36 cell culture for the Australian isolate of *Macrobrachium rosenbergii* nodavirus, *Journal of Fish Diseases* 36, 401-409.
- Hayakijkosol, O., Burgess, G., La Fauce, K. and Owens L. (2012), The complete sequence of the Australia recognize of *Macrobrachium rosenbergii* nodavirus which causes white tail disease, *Aquaculture* 366-367, 98 – 104.
- Hayakijkosol, O. and Owens, L. (2012), B2 or not B2: RNA interference reduces *Macrobrachium rosenbergii* nodavirus replication in redclaw crayfish (*Cherax quadricarinatus*), *Aquaculture* 326-329, 40-45.
- Hayakijkosol, O., LaFauce, K. and Owens, L. (2011), Experimental Infection of Redclaw Crayfish (*Cherax quadricarinatus*) with *Macrobrachium rosenbergii* Nodavirus, the Aetiological Agent of White Tail Disease, *Aquaculture* 319, 25-29.
- Hayakijkosol, O. and Owens, L. (2011), Investigation into the Pathogenicity of Reovirus to Juvenile *Cherax quadricarinatus*, *Aquaculture* 316, 1 – 5.
- Owens, L., LaFauce, K., Juntunen, K., Hayadijkosol, O. and Zeng, C. (2009), *Macrobrachium rosenbergii* nodavirus Disease (White Tail Disease) in Australia, *Diseases of Aquatic Organisms* 85, 175 – 180.






SERVICES AND RATES

Services	Fee	Unit	Notes
Consultation - Private	\$198.00	per hour	
Consultation - Commercial	\$300.00	per hour	
Consultation - Commercial	\$1,800.00	per day	
Local travel	\$1.80	per km	
Interstate/overseas travel	POA		Costs of return airfares, airport transfers and accommodation are normally borne by the client. Payment needs to be received prior to work.
Health Certification	POA		
Prescription/medicines	POA		
Surgery/anaesthesia	POA		
Research	POA		
Audits	POA		
Training	POA		
Laboratory Testing			
General			
Laboratory submission fee	\$20.00	per submission	
P&H	POA		courier fees passed to client
Priority Loading	\$90.00	per case	
External laboratory testing	POA		fees passed to client
Algology			
Cyanobacteria identification	\$35.00	per sample	
Bacteriology			
Culture			Use Amies charcoal tpt swab
Freshwater finfish	\$95.00	per sample	
Marine finfish	\$95.00	per sample	
Crustacea/mollusc	\$90.00	per sample	






Laboratory Testing (cont'd)	Fee	Unit	Notes
Smear bacterial examination			
Acid-fast	\$30.00	per slide	
Gram	\$30.00	per slide	
Anaerobic culture	\$135.00	per sample	
Antibiotic sensitivity	\$35.00	per isolate	
Total bacterial count (TBC expressed as colony forming units [CFUs])	\$65.00	per sample	
Total Vibrio count (when done with TBC).	POA		
Preservation of microbial isolates	POA	per isolate	
Clinical Chemistry			
Amino acids profile in tissues or feeds	\$150.00	per sample	
Biochemistry Panel (GLDH, GGT, bilirubin [total & direct], urea, creatinine, cholesterol, CK, ALT, protein, aqlbumin, AG ratio, BHB, haptoglobin, Ca, Mg, P, Fe).	\$45.00	per sample	Collect into LiHep
Haematology (manual, qualitative assessment)	\$68.00	per slide	Air-dried prep.
Vitamins A and E in plasma	POA		Collect into LiHep
Vitamins A and E in liver or feeds	POA		
Molecular Diagnostics			Collect into ETOH
Various pathogens available	POA	per test	
Sequencing	\$100.00	per sample	
Mycology			
Fungal culture	\$120.00	per sample	
Parasitology			
Parasite identification	POA		

*POA: Price on Application.





Laboratory Testing (cont'd)	Fee	Unit	Notes
Pathology			
Cytology	\$58.00	per slide	Air-dried prep
Electron microscopy	POA		
Histology - first slide			Collect into 10%NBF
First slide	\$129.00	per slide	
Additional slides (HE, Gram, ZN, Giemsa)	\$69.50	per slide	
Special histological stains (Luna, silver stains, etc.)	POA	per slide	
Immunohistochemistry	POA		
Necropsy	POA	per hour	
Toxicology			
Copper in feed or tissues	POA		
Water biochemistry (ammonia, nitrite, nitrate, pH, alkalinity, general hardness, salinity)	\$35.00	per sample	Send chilled
Water chemistry (elements panel by ICP)	POA		
Pollutants	POA		

Formalin-fixed materials may be received from overseas clients.

Use your official department's letterhead, stating that these specimens are derived from fish and have been fixed in 10% buffered formalin for at least 12-24h. The inspectors also like to see that the tissues are submerged in formalin, so do not carried fixed tissues dry.

They need to be packed according to IATA standard, tissues in leak proof screw cap plastic bottles, into double ziplock (use good quality sturdy ones) and place in a plastic container/ tupperware packed with absorbent materials.

Accompany it with printout showing DAWR website address stating that no permits are required for formalin fixed tissues, as not all inspectors maybe familiar.

<http://www.agriculture.gov.au/import/goods/biological/checklist/lab-materials>


"No import permit is required for tissues fixed in either:

2% glutaraldehyde, 70% alcohol, 10% formalin, 4% formaldehyde."

Please call ahead prior to collection and dispatch of samples. This will allow The Fish Vet to offer advice, and better plan and prioritise.

Label samples with your name, address, telephone number and identity of specimen.







To help us help you, please discuss cases prior to sampling & dispatch:

Contact: Dr Richmond Loh

Phone: 0421 822 383 or

Email: thefishvet@gmail.com

Send samples to:

Dr Richmond Loh

PO Box 5164

East Victoria Park

WA 6981,

Australia

